

CHASE by GOODMAN CHARLTON

Standard Features:

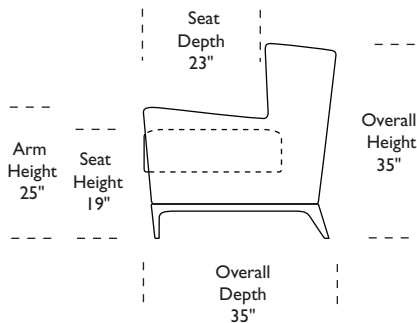
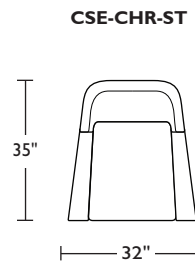
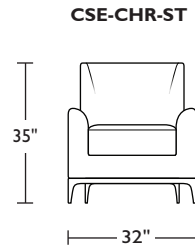
- Advanced unidirectional suspension system
- Premium high-density, high-resiliency foam seats
- Quick-ship delivery
- Lifetime warranty on frame & suspension
- Single-needle top stitching
- Tight back

Options:

- Wood base available in Natural Walnut or Gray Ash
- Contrasting seat cushion available (two tone)
 If selecting two tone options, price at body cover
- Extra firm premium high-density, high-resiliency foam seats

Please use actual leather, fabric and Ultrasuede® swatches when specifying furniture as the colors shown may vary due to the printing process.

Due to size of leather hides, your furniture will have seams on the front, back and sides. For more information please contact your sales representative.



*Note: arm height for this frame is measured at the highest point of the curved arm.

Due to size of leather hides, your furniture will have seams on the front, back and sides. For more information please contact your sales representative.

A. Front B. Back C. Sides

*Dotted line indicates where seams may be located.

Scale: 1/4 inch = 1 foot
 All dimensions are approximate and subject to change.
 Specify components from the sitting position.