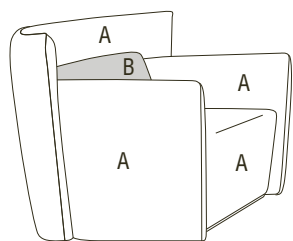


# TULIP



Piping C

## NOTES

- Dimensions: the first figure shows sizes centimeters, the second in inches.
- Swivel base in chrome, brushed and painted black metal.
- Please advise covers for A, B and C.

## NOTE

- *Dimensioni: la prima cifra indica i centimetri, la seconda cifra indica i pollici.*
- *Base girevole in cromato, cromato satinato e in metallo verniciato nero.*
- *Si prega di specificare i rivestimenti A, B e C.*

PNA  
85 / 33"

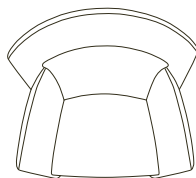
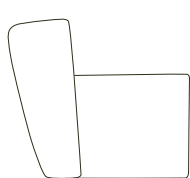
PNA  
86 / 34"

POL  
(swivel)  
85 / 33"

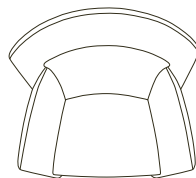
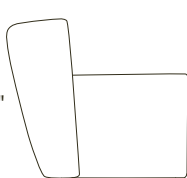
POL  
(swivel)  
86 / 34"

EV1  
62 / 24"

77  
30"

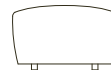


77  
30"



52  
20"

38  
15"



## STANDARD FEATURES

- Hard wood frame, seat suspensions in reinforced elastic webbing.
- Seat depth 54 cm - 21".
- Seat height 42 cm - 17".
- Seat width 60 cm - 24".
- Seat cushion and frame in polyurethane covered with wadding.
- Lumbar support in feather.
- Wood legs height 3,5 cm - 1" 1/2.
- Stitching CUC 501B.

## CARATTERISTICHE STANDARD

- *Struttura in legno e multistrato, molleggio seduta con cinghie elastiche.*
- *Profondità seduta 54 cm.*
- *Altezza seduta 42 cm.*
- *Larghezza seduta 60 cm.*
- *Imbottitura seduta e scocca in poliuretano rivestito in falda.*
- *Poggiareni in piuma.*
- *Piedi in legno altezza 3,5 cm.*
- *Cucitura CUC 501B.*

## NOTES

- Dimensions: the first figure shows sizes in centimeters, the second in inches.

## NOTE

- *Dimensioni: la prima cifra indica i centimetri, la seconda cifra indica i pollici.*